

CAWSTON PRIMARY ACADEMY

ROYAL NORFOLK SHOW SCHOOLS GARDEN COMPETITION

Welcome to our...
'COMING TO ENGLAND'
WINDRUSH GARDEN

This booklet tells you all about
our garden's journey...





CAWSTON PRIMARY ACADEMY 'COMING TO ENGLAND' WINDRUSH GARDEN

We chose the Literary theme and have been inspired by Floella Benjamin's book 'Coming to England' in which she describes her life in Trinidad, her journey by boat to England and what life was like for her as a Windrush Generation immigrant.

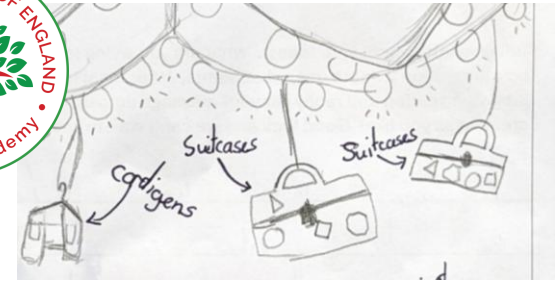
Our children have dreamed up some wonderfully imaginative creations, and you can see the six finalists from our design competition below.

Elements from all these designs were then combined into our school submission (see page 2).

We plan to involve our entire school community in growing and creating for our garden. We're excited to showcase their enthusiasm for gardening and design to all who visit



Lily, Yr 4



Hugo, Yr 5




Hattie, Yr 4




Georgia, Yr 1



Lola, Yr 4



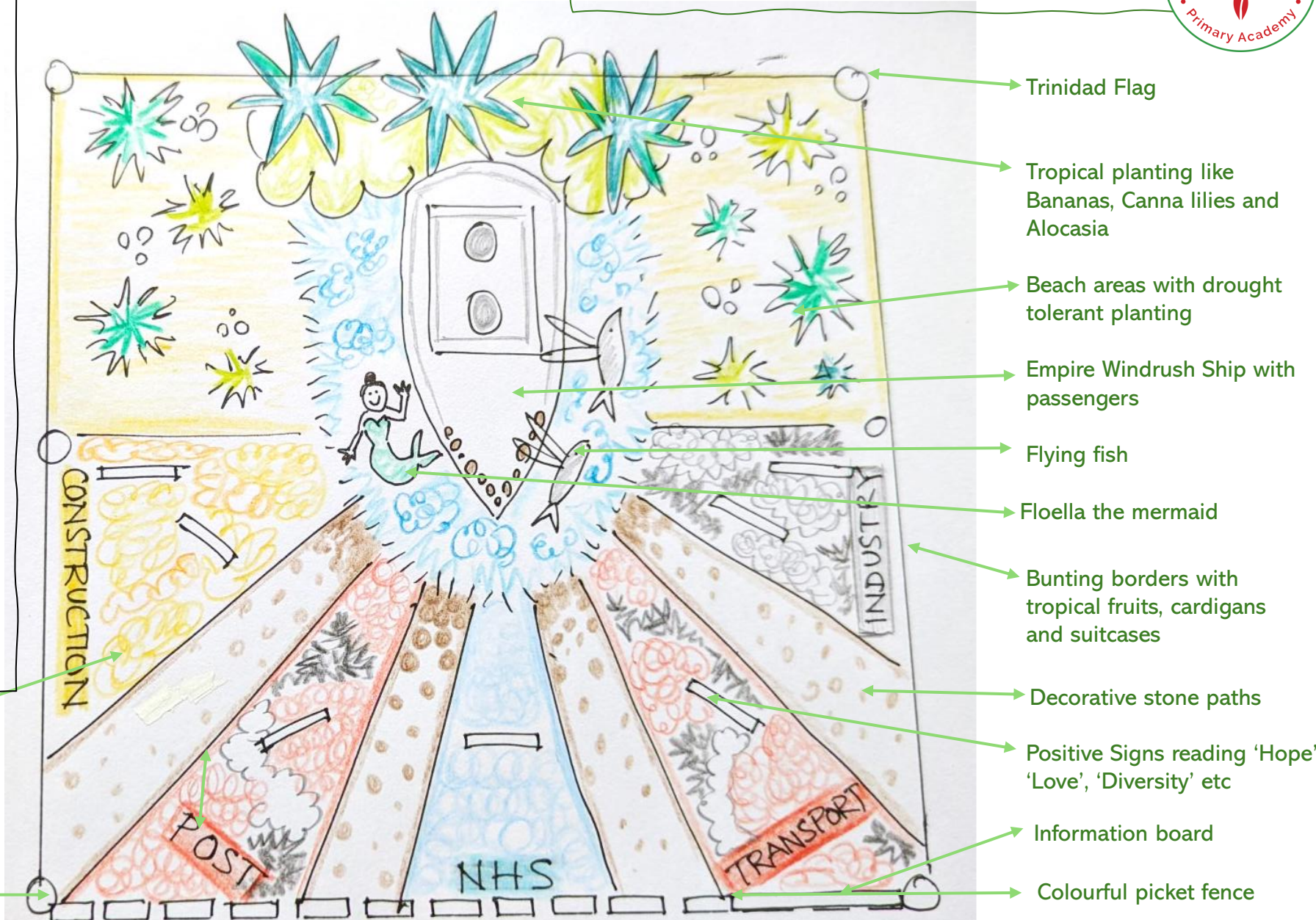
Reggie, Yr R



GARDEN PLAN

We hope our garden encourages people to reflect on the **Windrush Generation** and the courage it took to travel thousands of miles to a new and unfamiliar country, often without knowing a single person here. Although they came to help rebuild Britain after the Second World War, many faced racism, hardship, and a lack of welcome. Our aim is to create a space that feels positive, uplifting, and celebratory — a garden that honours their resilience and contributions while inspiring people today to embrace **inclusion** and **diversity** in our shared culture

CAWSTON PRIMARY ACADEMY 'COMING TO ENGLAND' WINDRUSH GARDEN



Trinidad Flag

Tropical planting like Bananas, Canna lilies and Alocasia

Beach areas with drought tolerant planting

Empire Windrush Ship with passengers

Flying fish

Floella the mermaid

Bunting borders with tropical fruits, cardigans and suitcases

Decorative stone paths

Positive Signs reading 'Hope', 'Love', 'Diversity' etc

Information board

Colourful picket fence

Segments representing key sectors the Windrush Generation helped to rebuild after WW2 (Building, Post, NHS, Transport and Industry)

British Flag

GARDEN
VISUALISATION

CAWSTON PRIMARY ACADEMY 'COMING TO ENGLAND'
WINDRUSH GARDEN



A Note from FLOELLA BENJAMIN!

**CAWSTON PRIMARY ACADEMY 'COMING TO ENGLAND'
WINDRUSH GARDEN**



We were so excited to be selected to take part in The Royal Norfolk Show that we wrote to Floella to tell her of our exciting project... and she wrote back!

To All the wonderful Children at Cawston Primary Academy and Susie Black (Parent Volunteer)

Thank you so much for your message telling me about your interest in garden design and your work on the entry for the Royal Norfolk Show School Garden Competition which sounds very exciting.

I am an RHS Gardening in School Ambassador, so your message brought a little tear of joy to my eye and made me smile as well!

Especially as my book 'Coming to England' influenced your creativity. You made me feel very happy and I think you are special because of the kindness you have shown me.

I feel quite honoured to share my life experiences with you, including meeting the Queen and being part of the King's Coronation, some of which are in my book 'Coming to England' which I wrote over 30 years ago. I never thought children all over the world would love it so much.

I wrote my book through the eyes of a child, because our childhood memories stay with us forever... a lifetime. It was great making the film of the book too, which was to inspire children to believe in themselves.

I wrote 'Arms of Britannia' 10 years ago, which is about my teenage years and is a follow up to 'Coming to England' - a 'Guardian book of the year 2016'..... I will have to write the next one soon!

It gives me much joy and happiness to share my memories with you. Who knows, maybe one day you will write your story too....you never know! I'm sending a short video message to you too.

Please remember to practice my 3 C's - Consideration, Contentment, Confidence wrapped up with C for Courage.

Once again, thank you for writing, and good luck with the competition.

Keep smiling,

Baroness Floella Benjamin, OM DBE DL



INTRODUCING OUR GARDEN LEADERS...



These are our 6 design finalists. Their amazing ideas and creativity made our garden submission extra special. Here, they tell us a bit about themselves, what they love about gardening and our schools project...

LOLA BLACK (Age 9, Yr 4)

'I love doing this project and being part of it. Gardening is one of my favourite hobbies because growing plants helps me relax and its also fun!'

Lola loves singing and drawing and is a regular at our Gardening Club where she loves cooking over the open fire and the mud kitchen

GEORGIE RECKERT-LOWE (Age 6, Yr 1)

'I like gardening because it's fun and I like the strawberries in the school garden'

Georgie loves to help people and will volunteer to carry things or clear up. She enjoys art/crafts and gymnastics, swimming and skiing on the dry-ski slope.

HATTIE MARTIN (Age 9, Yr 4)

'I like gardening because it is relaxing and I've enjoyed this project because it's also been very arty'

Hattie loves sports like tennis, hockey and Acro. She's super creative and loves drawing, arts and crafts and constantly singing which makes everyone smile



REGGIE BRAY (Age 5, Yr R)

'I like gardening because I get to dig and look for mini beasts'

Reggie loves nothing more than being outdoors and helping his mum in the garden. He also runs junior park run most weekends...amazing!

LILLY TYE (Age 9, Yr 4)

'I like gardening because it is fun and you get to do awesome things'

Lilly is fun loving and smiley and loves cheerleading and singing as well as playing outside.

HUGO SAYER (Age 10, Yr 5)

'I like gardening because there are loads of plants and fruits I like to plant'

Hugo loves cricket and all things sporty but also is a regular at the school's Gardening Club and enjoys whittling and cooking damper bread

MAKING A PLAN...



Over the next 6 weeks we are involving our whole school community with sessions to grow and make elements of our garden... Team work makes the dream work!

Hazel Class (Yr 3/4)

Making Mosaic plaques for the different Sectors, out of recycled materials donated by Scrapbox Norfolk

Alder Class (Yr 6)

Painting and collaging signs with positive messages like 'Welcome Friends' and 'Building a Brighter Future'

Beech Class (Yr 4/5)

Making tropical fruit and suitcase bunting



Our Garden Leaders:

Planting plug plants and seeds and looking after them over the coming weeks. They will also make the flying fish sculptures.

Oak Class (Tr 1/2)

Painting picket fence with colourful designs

Poplar Class (Yr R/1)

Decorating wooden peg people for our Windrush Boat passengers

Georgie (one of our garden leaders) is making her original idea of 'Floella the Mermaid' out of recycled materials

Thursday April 30th, 2026

PLANTS, PLANT AND MORE PLANTS!



Here we are planting up some plug plants and seeds for our garden. We have 6 weeks until Show Day so we're hoping for good growing weather and some luck on our side! A big thankyou to Edgefield Nurseries who gave us a generous discount on our plants.

We are considering the colour palette carefully as the different 'sectors' in our design are represented by their relevant colours:

- Building: Yellow & Orange
- Post: Red, Black & White
- NHS: Blue & White
- Transport: Red, Black & White
- Industry: Black, Silver, Brown, White

We talked about what the small plant/ seeds needed to grow big and strong; bigger pots, sunlight, water, food/good compost and our care.

We handled the small plants gently and teased out their roots to help them grow.

We looked at the seeds and all their funny shapes.

We worked well as a team, helping each other and had lots of fun doing it too!



Our sponsor...

SCRAPBOX... RE-USE, RECYCLE, RE-PURPOSE

Scrapbox is a vibrant and community-driven non-profit organisation based in Reepham in Norfolk. Their mission is to promote sustainability, creativity, and accessibility by repurposing discarded materials into valuable resources for art, craft, technology and home projects.

We approached them to see if they would help to sponsor our garden and they have been so generous and helpful in supplying us materials for our craft projects and also giving us a cash donation.

Founded in 1995 by passionate individuals who saw the potential in what others considered waste, Scrapbox has grown into a thriving hub for artists, educators, and makers. They believe that every item has a second life waiting to be discovered, and their dedicated team works tirelessly to collect, process, and redistribute clean, reusable materials from local businesses and individuals.

If you're into crafting and making why not visit their Alladins Cave of treasures and find something for your next project!



Thursday May 7th, 2026

MOSAIC PLAQUES



Hazel Class enjoyed making the mosaic plaques for all the different sectors which the Windrush Generation helped to rebuild in the UK after WW2. These were Building/Construction, Post, NHS, Transport and Industry.

- First of all we planned out how we wanted our designs to look on some paper templates
- We explored all the different materials we had; their colours and textures and how they would work best
- Then we covered our wooden plaques with PVA glue and began sticking everything on
- We worked really well together as small teams and were really pleased with our final pieces of artwork



Thursday May 7th, 2026

MOSAIC PLAQUES



We're really thrilled with how these turned out. The kids enjoyed all the wonderful textures and different objects we used.

Scrapbox Norfolk donated all the materials we used and we just love the variety and things like the syringes and pill bottles on the NHS plaque and the more industrial looking bits like ring pulls and plastic scraps on the Industry one.

TRANSPORT



BUILDING



POST



INDUSTRY



NHS




Tuesday May 5th, 2026

CARING FOR OUR PLANTS

Plants are growing well...

We need to make sure they get enough water... Here's Lola one of our Garden Leaders, making sure all the plants are happy after a warm weekend



Thursday May 14th, 2026

POSITIVE MESSAGE SIGNS



Alder Class showed their wonderful creativity by making these painting and collaging signs with positive messages on them.

- First we painted the wooden boards with the colours to match the different segments of the garden
- Then the children cut out letters and flowers/plants/interesting textures from gardening magazines to create their collages
- We thought about the kind of messages we wanted to express with our signs and laid out the letters carefully
- The children worked in small groups to decorate their signs with paint too
- Alder were really proud of what they had created, and we can't wait to see them in our garden!



Monday 18th May, 2026

CARING FOR OUR PLANTS



All our plants are growing nicely BUT flowering too early!

So we're using the technique of the 'Chelsea Chop' which involves cutting back the plants to encourage them to put their energy into bushing up and prolonging the flowering period.

Hopefully, our plants will then be flowering their socks off for the Show!

Fingers crossed!



Weds 20th May, 2026

TROPICAL BUNTING & SUITCASES



Beech Class (yr 4/5) got creative today making the tropical fruit bunting and suitcases for our show garden.

- Using templates they chose a fruit and cut out their base shapes and then decorated them with different scraps of paper
- The children used shiny card and patterned paper to create their fruits
- They carefully considered the colours and patterns they wanted to produce to bring their fruits alive
- A smaller group spent time creating the suitcases which were recycled boxes covered in brown paper. They added handles and catches/straps and decorated with travel stickers
- Floella would have travelled with a small case like this and when her Mother met her off the boat she brought a knitted cardigan for her as the weather was so much colder than she was used to
- We laminated the final fruits and will thread them onto string to make the bunting for our garden



Half term... 23-31 May, 2026

CARING FOR OUR PLANTS



What a scorcher!

This week has been a challenge to keep all our plants happy and healthy with such high temperatures. We have been regularly visiting school to water everything and even spotted this gorgeous frog one day. Hopefully he will eat some of the slugs who seem to have been enjoying some of our marigolds.




Wednesday 3rd June, 2026

PICKET FENCE PANELS

Oak Class (Yr 1/2) spent their craft session painting and decorating our picket fence for the front of our garden.

- We have repurposed some old pallets for our wooden picket fence
- We spent time brainstorming things we see in our own gardens including animals, birds and flowers.
- We talked about using bright colours and bold designs which would stand out well to the visitors and link nicely to the Caribbean vibe.
- The children worked in pairs to produce their fence pieces and really enjoyed bringing their ideas to life.



Thursday 11th June, 2026

EMPIRE WINDRUSH PASSENGES & 'FLOELLA THE MERMAID'



Poplar Class (Yr R/1) have done a fabulous job of decorating our peg people crowd for our Empire Windrush boat.

- They carefully painted them and then chose colourful fabrics as clothes
- They added some wonderful hairstyles with wool and (mostly) happy faces...I think a couple have sea sickness so aren't so smiley!
- It was a fiddly job but the children showed wonderful enthusiasm, creativity and fine motor skills

Georgie also shared her incredible 'Floella the Mermaid' with the class and explained how she had used her mum's sewing machine and added all the little special touches to her beautiful focal piece.



Thursday 4th June 2026

FLAGS & POTTING ON SEEDLINGS





FLAGS:

Our flags are made from scraps of fabric (thanks again to Scrapbox!). We used floral fabrics to link to the garden and make them extra special



POTTING ON SEEDLINGS:

We potted on a lot of our seedlings this week to give them more space to grow. We learnt about handling the seedlings very carefully as they are so delicate. We're looking forward to seeing how they grow in the next few weeks but we're not sure they will be ready for the show.



Monday 14th June 2026

PLANTS & LABELS



- Our Gardening Club children made plant labels for our various plants so that visitors will know what we have in our garden.
- Our Garden Leaders also inspected our plants and were thrilled to see they had grown a lot! We talked about which ones might not make the grade for the show garden and did some watering and trimming.

Our plants include:
(subject to changes/condition)

Building/Construction Area (Yellow/Orange):

Post (Red): Salvia Hot Lips
Geraniums (Pink/Red)
Argyranthemum (Red)

NHS (Blue): Geranium Rozanne
Campanula
Festuca glauca
Lavender
Nepeta
Cornflowers

Industry

Silver/White): Stachys Byzantina
Argyranthemum (White)

Calendula (Marigold)
Argyranthemum (Yellow)

Drought tolerant (Beach): Sedum Spurium
Alchemilla mollis
Euphorbia myrsinites

Tropical area: Canna Lily
Aloe vera



Tuesday 16th June 2026

FLYING FISH

Some of our older Garden Leaders have made these fantastic flying fish sculptures for our garden.

They used plastic bottles as the body and then lots of recycled materials like pipe-cleaners, bottle tops and shiny paper to bring them to life.



After the Show...

THE FUTURE OF OUR GARDEN



- We plan to have a display in school so that all the pupils and parents/carers can come and see their artwork and see some photos of the finished garden
- We also have our school fete on 12th July and will sell on some of the plants here to raise more funds for the school garden
- Anything we don't sell will be planted permanently in the school garden for people to enjoy in the future.
- Some of the items which are not so weather resistant will form a display at school and a celebration of our team effort for the Norfolk Show



Thank you for taking the time to hear about our journey and the incredible effort that the children and adults of Cawston Primary School have poured into bringing this project to life.

Their creativity, dedication, and teamwork have made it something truly special.

We hope you enjoy experiencing our school's garden at The Royal Norfolk Show, and that it leaves you feeling as proud and inspired as we do.